

MOBILITY
OVERHEAD SERVICE CARRIERS

Overhead Service Carriers

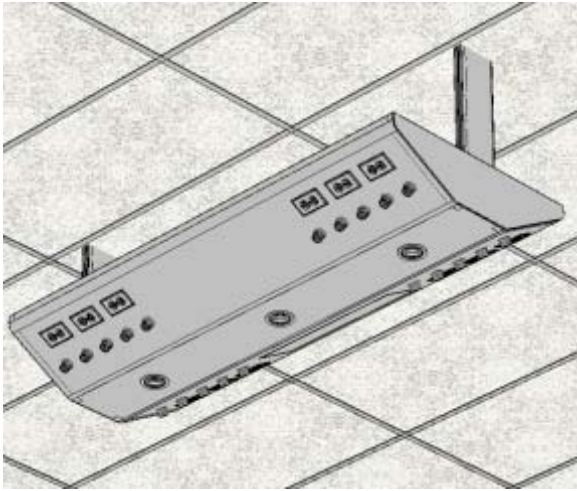
Overhead Service Carriers can be suspended or flush mounted from the ceiling of the laboratory and are available in continuous linear configurations that run the length of the room, or single units that are located on a grid pattern throughout the lab space. Overhead service carriers are designed to house services such as electrical, data, telephone, and all of the usual plumbing services, thus providing maximum flexibility by eliminating obtrusive services originating from the floor. These service carriers can also support light fixtures and snorkel exhausts. Quick disconnects enable mobile carts and tables to be plugged-in for quick and easy relocation.



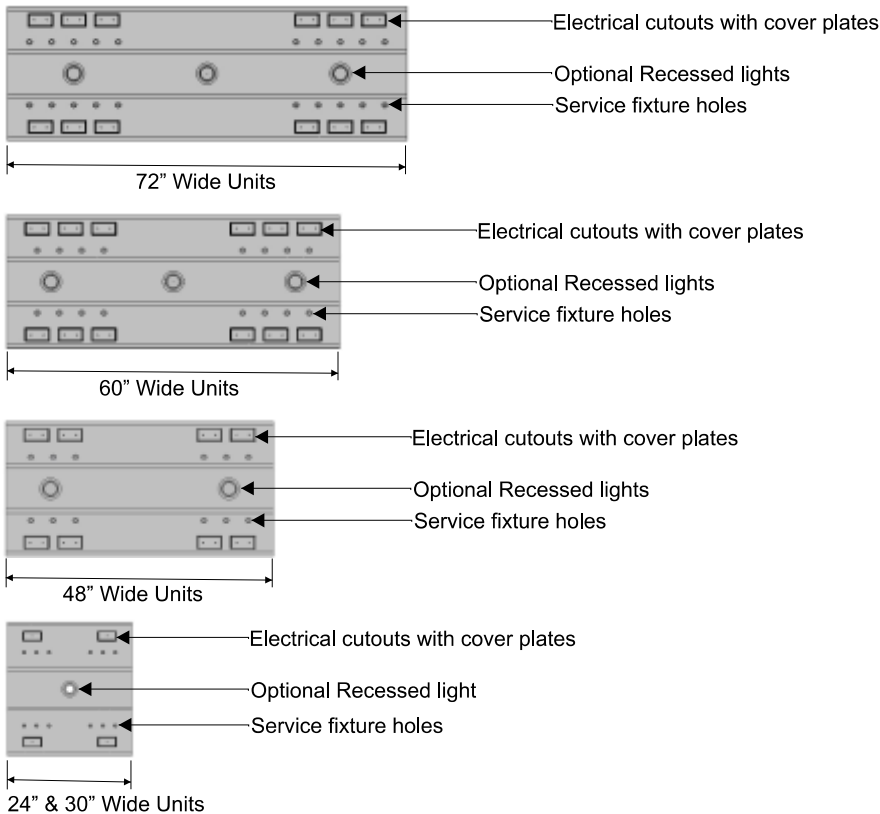
MOBILITY
OVERHEAD SERVICE CARRIERS

Suspended Chameleon™

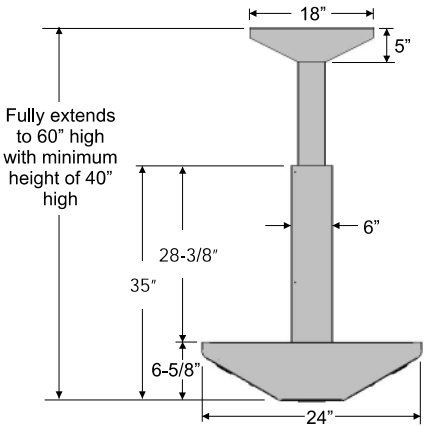
Suspended Chameleons™ are hung from the ceiling. They can house utilities like piping, electric, data, light fixtures, and snorkel exhausts. They provide maximum flexibility as services are lifted off the floor, allowing free floor space to be configured as needed. They are height adjustable, available in various widths and come with the option of lighting.



Bottom Views



Side View



MOBILITY OVERHEAD SERVICE CARRIERS

Suspended Chameleon™ Carriers



Width	With Lights	Without Lights
24"	OHC1024	OHC2024
30"	OHC1030	OHC2030
36"	OHC1036	OHC2036
48"	OHC1048	OHC2048
60"	OHC1060	OHC2060
72"	OHC1072	OHC2072

- Fixture holes are plugged with ABS plastic caps.
- Carrier Body is 6-5/8" high x 24" deep.
- Height adjustable in 1" increments.
- End Caps must be ordered separately.
- See page Q14 for configurations.

Center Panel Assemblies



Width	28-3/8" High
24"	OHP2429
30"	OHP3029
36"	OHP3629
48"	OHP4829
60"	OHP6029
72"	OHP7229

- Pair of filler panels are used to enclose space between ceiling assembly.
- Hardware to mount center panel is included.
- Suitable for Chameleon™ carrier only.

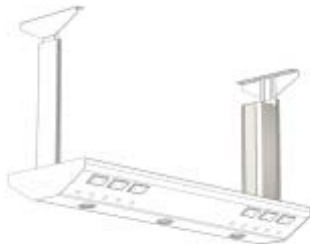
Carrier End Cap



Item Number
OHC0000

- Single end cover cap used to enclose uncovered ends of carrier body.
- Hardware to mount end cap is included.
- Suitable for Chameleon™ carrier only.

End Service Drop



Option Code
SD

- Umbilical support structure used to carry utilities from the carrier body up through the ceiling.
- Dimensions 6" wide x 6" deep x 25-1/2" high.
- Removable service panel.
- Ships assembled.
- Suitable for Chameleon™ carrier only.

Connector Plate



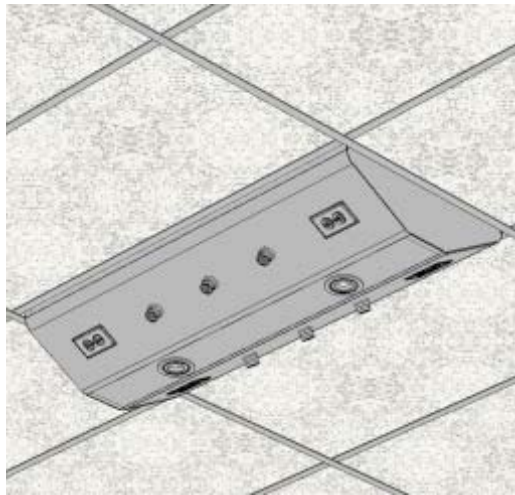
Item Number
OHC1000

- Plate used to join two Chameleon™ carriers end to end.
- Mounting hardware not included.
- Suitable for Chameleon™ carrier only.

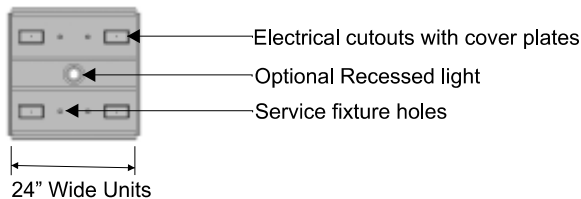
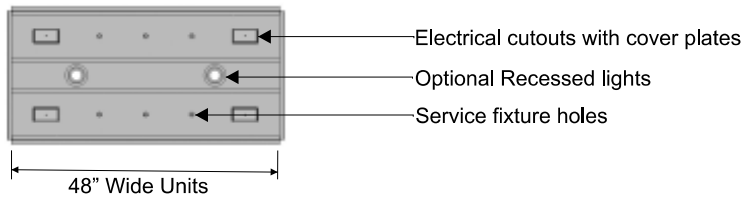
MOBILITY
OVERHEAD SERVICE CARRIERS

Flush Mounted Chameleon™

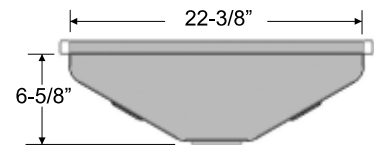
Flush mounted Chameleons deliver ceiling fed utilities from ceiling tiles and are available in 24" x 24" or 24" x 48" dimensions. They can house utilities like piping, electric, data, light fixtures. They provide maximum flexibility as services are lifted off the floor, allowing free floor space to be configured as needed. Ideal for use with Sigma Carts™ as the quick disconnects allow for easy relocation.



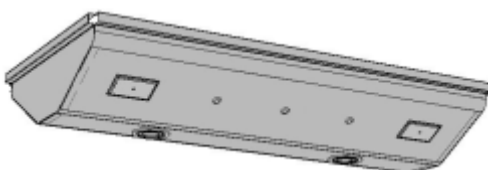
Bottom Views



Side View



Flush Mounted Chameleon™ Carriers



Size	With Lights	Without Lights
24"x24"	OHC3024	OHC4024
48"x24"	OHC3048	OHC4048

- Fixture holes are plugged with ABS plastic caps.
- Carrier Body is 6-5/8" high x 22-3/8" deep.
- One piece of unistrut is welded to inside of carrier frame for anchoring to support above.
- When pre-wired option is selected a 12 foot electrical whip is supplied.

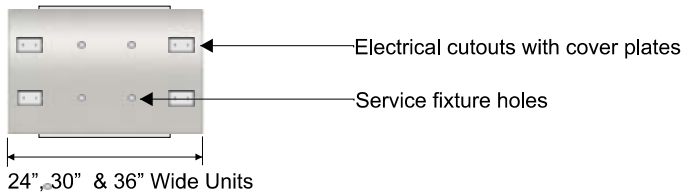
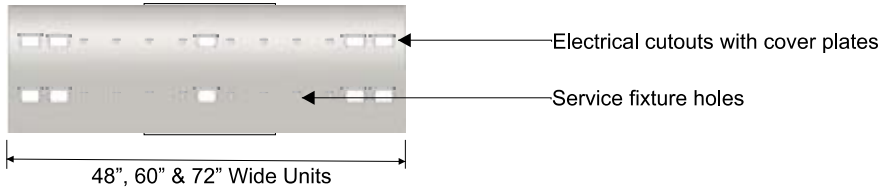
**MOBILITY
OVERHEAD SERVICE CARRIERS**

Suspended Avion™

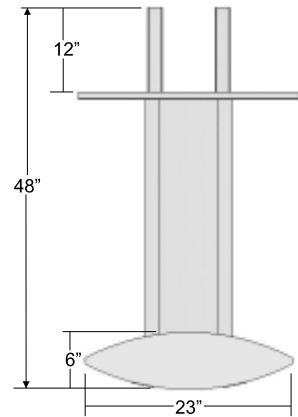
The Avion™ houses all services such as electrical, data, telephone, local exhaust systems and light as well as all of the usual plumbing services. They provide maximum flexibility as services are lifted off the floor, allowing free floor space to be configured as needed. The Avion™ is designed to work off a grid supply system that allows the carrier to be easily relocated to a different section of the laboratory and can be ganged end to end in a continuous linear configuration.



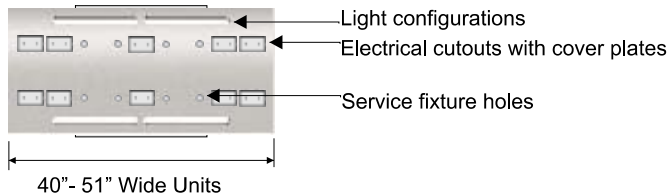
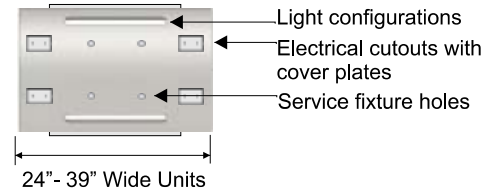
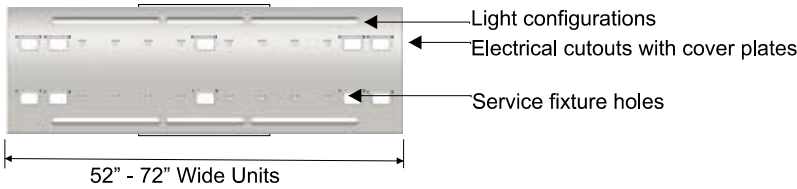
Bottom Views - without Lights



Side View

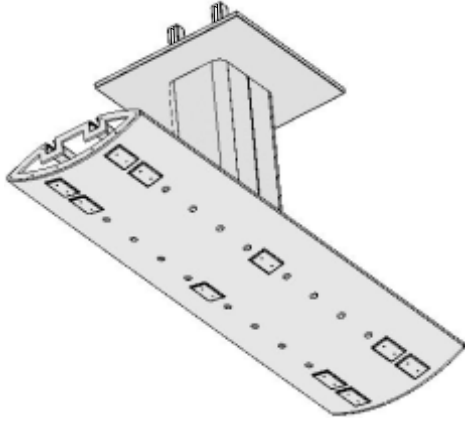


Bottom Views - with Lights



MOBILITY
OVERHEAD SERVICE CARRIERS

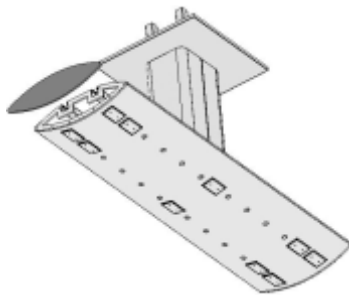
Suspended Avion™ Carriers



Width	With Lights	Without Lights
24"	OHA1024	OHA2024
30"	OHA1030	OHA2030
36"	OHA1036	OHA2036
48"	OHA1048	OHA2048
60"	OHA1060	OHA2060
72"	OHA1072	OHA2072

- Fixture holes are plugged with ABS plastic caps.
- Carrier body is 6" high x 23" deep.
- End Caps must be ordered separately.
- If wiring is ordered, 3' of electrical whip (above vertical column top) is provided.
- See page Q17 for service and electrical configurations.
- T5 fluorescent lights are included on OHA10xx part numbers.
- Add option code AC for Dust Cap for Avion™ Carrier.

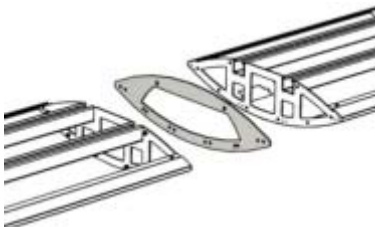
Carrier End Cap



Item Number
OHA0000

- Single cover cap used to enclose uncovered ends of carrier body (Two end caps are required for each carrier, item number is for one end cap only).
- Hardware to mount end cap is included.
- Suitable for Avion™ carrier only.

Connector Plates



Item Number
OHA1000

- Plate used to join two Avion™ carriers end to end.
- Mounting hardware not included.
- Suitable for Avion™ carrier only.

Mounting Brackets




Item Number
OHA2000

- Brackets used to mount Avion™ carriers to building structure.
- Hardware to mount brackets to Avion™ included (no other hardware supplied).
- Suitable for Avion™ carrier only.

MOBILITY
CEILING SERVICE PANELS


Ceiling Service Panels



Item Number

OSP0001

- Powder coated steel panel takes the place of a standard ceiling tile.
- Offers the ability to mount and disconnect quick connect service fixtures, electrical and data outlets.
- Dimension 23-3/4" x 23-3/4".
- 3 service access holes and 3 electrical cutouts.
- Panel is compatible with most T grid acoustical suspended ceiling structures.
- Fixtures must be ordered separately.



Item Number

OSP0002

- Powder coated steel panel takes the place of a standard ceiling tile.
- Offers the ability to mount and disconnect quick connect service fixtures, electrical and data outlets.
- Dimension 23-3/4" x 23-3/4".
- 6 service access holes and 6 electrical cutouts.
- Panel is compatible with most T grid acoustical suspended ceiling structures.
- Fixtures must be ordered separately.